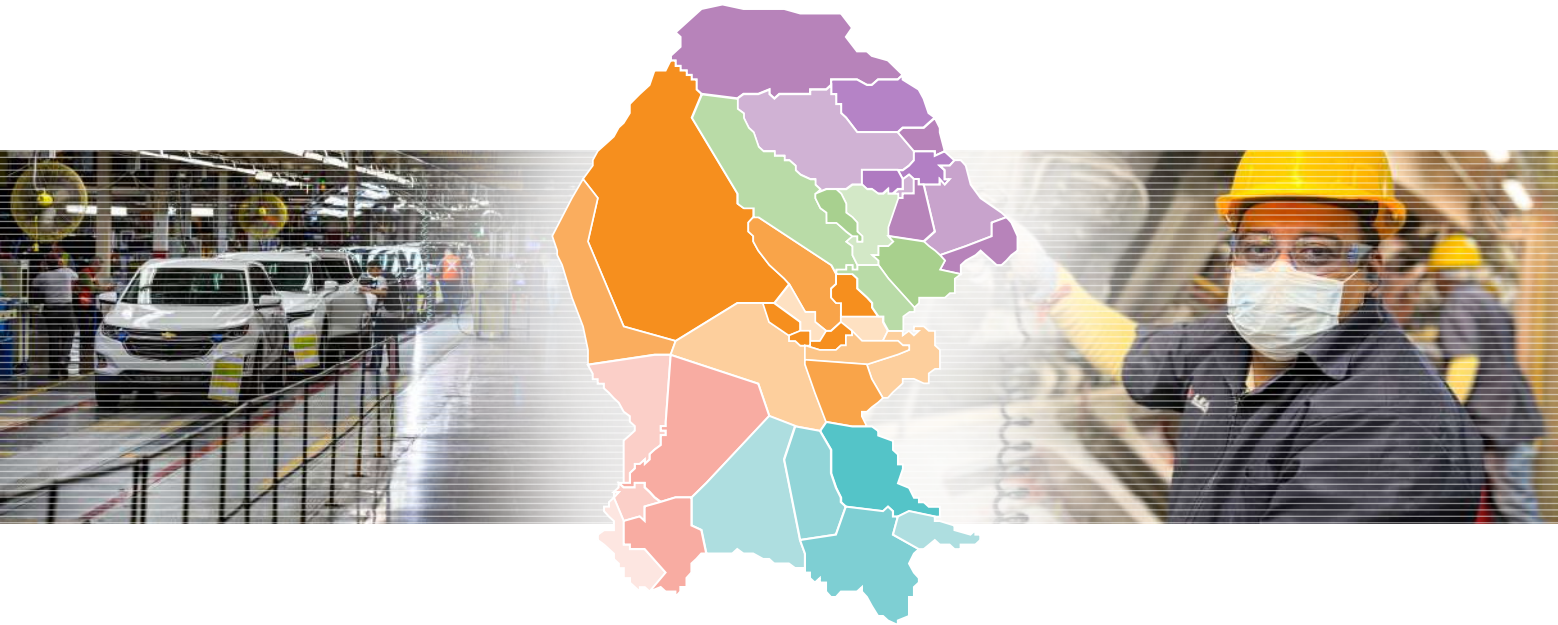


Best Place *Best* Time to invest



Invest Coahuila





HA190R05B01
190R05B01
190R05B01

1300
190R05B01
190R05B01

1300
190R05B01
190R05B01

1500
190R05B01
190R05B01

INDEX

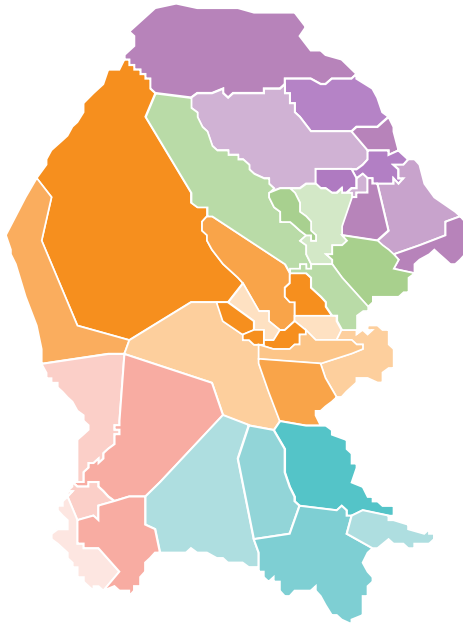
TERRITORY ...	04
POPULATION ...	06
BORDER CROSSINGS ...	08
MAIN INDICATORS ...	14
PUBLIC SAFETY...	16
ECONOMY...	18
EMPLOYMENT AND EDUCATION ...	22
MAIN ECONOMIC ACTIVITIES ...	26
INCENTIVES ...	30



Territory

COAHUILA

TERRITORY



Coahuila shares
512 km of border with the United States.

Best Place *Best* Time to invest



Population

COAHUILA

POPULATION

Coahuila is the third largest state in the country, and it is divided into 5 regions.

SOUTHEAST

- 1 Saltillo
 - 2 Arteaga
 - 3 Ramos Arizpe
 - 4 General Cepeda
 - 5 Parras de la Fuente
- Total Population: 1,088,149

LAGUNA

- 6 Francisco I. Madero
 - 7 Matamoros
 - 8 Torreon
 - 9 San Pedro
 - 10 Viesca
- Total Population: 1,555,629

CARBON-MINING

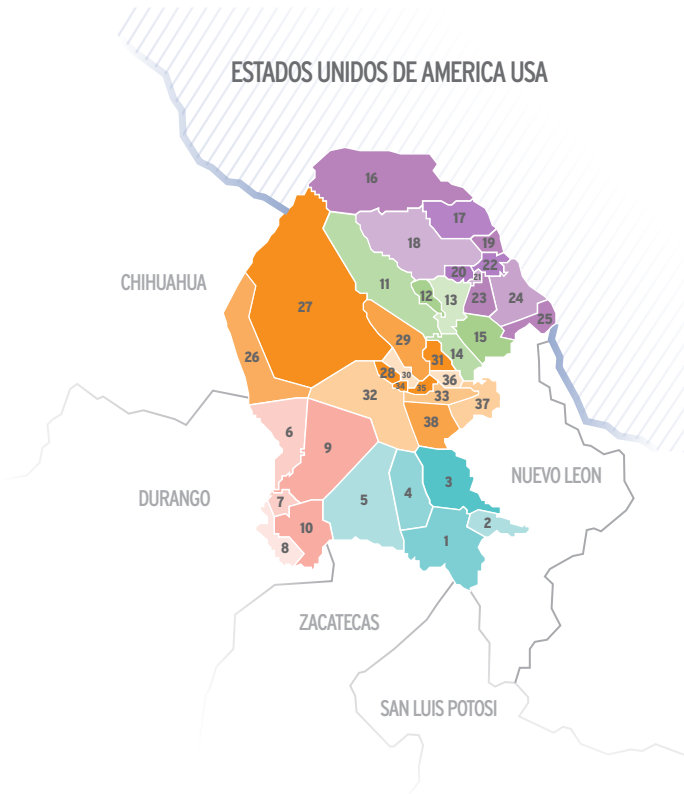
- 11 Muzquiz
 - 12 San Juan de Sabinas
 - 13 Sabinas
 - 14 Progreso
 - 15 Juarez
- Total Population: 183,521

NORTH

- 16 Acuña
 - 17 Jimenez
 - 18 Zaragoza
 - 19 Piedras Negras
 - 20 Morelos
 - 21 Allende
 - 22 Nava
 - 23 Villa Union
 - 24 Guerrero
 - 25 Hidalgo
- Total Population: 435,701

CENTER

- 26 Sierra Mojada
 - 27 Ocampo
 - 28 Lamadrid
 - 29 San Buenaventura
 - 30 Nadadores
 - 31 Escobedo
 - 32 Cuatro Ciénegas
 - 33 Monclova
 - 34 Sacramento
 - 35 Frontera
 - 36 Abasolo
 - 37 Candela
 - 38 Castaños
- Total Population: 419,834



Total Population:
3,146,771 INHABITANTS

Best Place *Best* Time to invest



Border Crossings

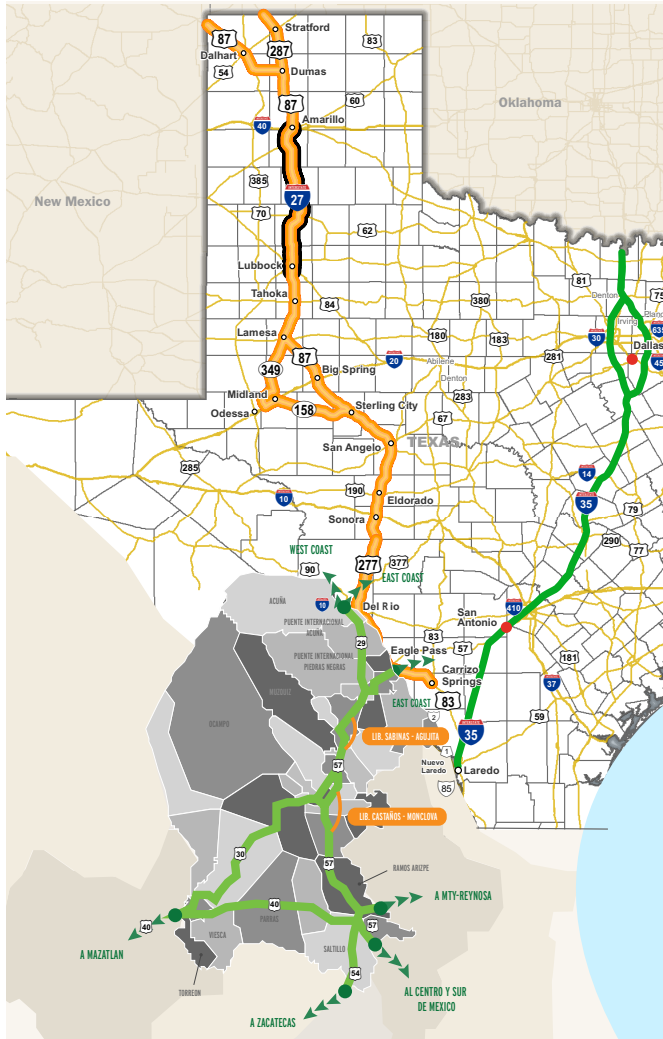
COAHUILA

Coahuila has a strategic and privileged location in the middle of North Mexico.



Best Place *Best* Time to invest

COAHUILA



MAIN ROADS

Coordinated investments between **Coahuila and Texas** mean more efficient connections with the main cities of the **United States and Canada**.

Best Place *Best* Time to invest

COAHUILA

BORDER CROSSINGS

The impacts of **nearshoring** will bring more **investment and an increase of the commercial flow** between Mexico and the United States.

Movement of goods. Range of average yearly times of crossings towards the north of the border.

MINOR AVERAGE INCREASE

MAYOR AVERAGE INCREASE



175%

o

14

MINUTES



1315%

o

789

MINUTES

Source: Impacts of Nearshoring on the Texas Transportation System, Texas Department of Transportation.

Best Place *Best* Time to invest



We count with the border crossings of
Acuña - Del Rio and Piedras Negras - Eagle Pass.

CROSSINGS IN COAHUILA



- Operates at **30%** its capacity
- **30 minutes** average per crossing

REST OF THE BORDER



- Operates at more than **100%** its capacity
- More than **3 hours** per crossing



Border rail crossing
Piedras Negras - Eagle Pass.



Main Indicators

COAHUILA

MAIN INDICATORS



5.02%
unemployment rate

Source: National Survey of Occupation and Employment, INEGI 2022-T1



3RD
most competitive state
in the country

Source: IMCO, 2022



5.3%
annual growth

Source: Quarterly Indicator of State Economic Activity, INEGI 2021

Best Place *Best* Time to invest



Public Safety

55P6619

COAHUILA

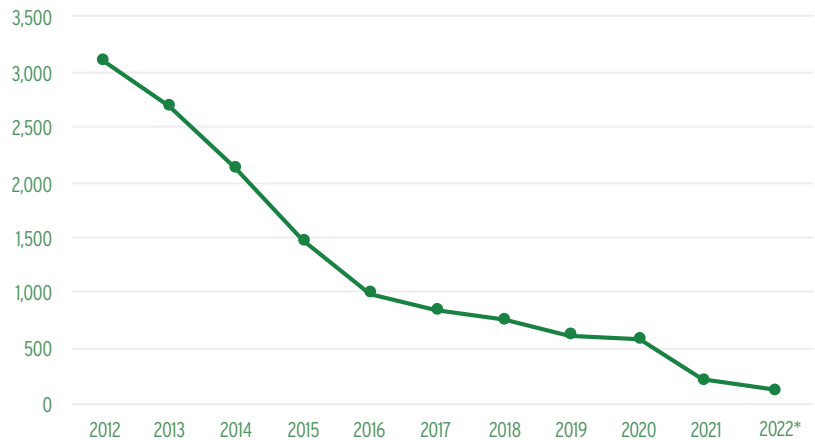
PUBLIC SAFETY



Is one of the **safest states of Mexico.**

Has the lowest crime rate in the northern border of Mexico.

YEAR	CRIME EVENTS
2012	3,095
2013	2,671
2014	2,108
2015	1,452
2016	982
2017	839
2018	749
2019	604
2020	579
2021	312
2022	287



* Forecast at the end of 2020 with information from September.
Source: Secretary of Public Security of Coahuila 2021.

Best Place *Best* Time to invest



Economy

COAHUILA

ECONOMY



15,224

thousands of dollars
from exportation.

Source: Exports by federal entity, 2nd quarter, 2022, INEGI



10,140

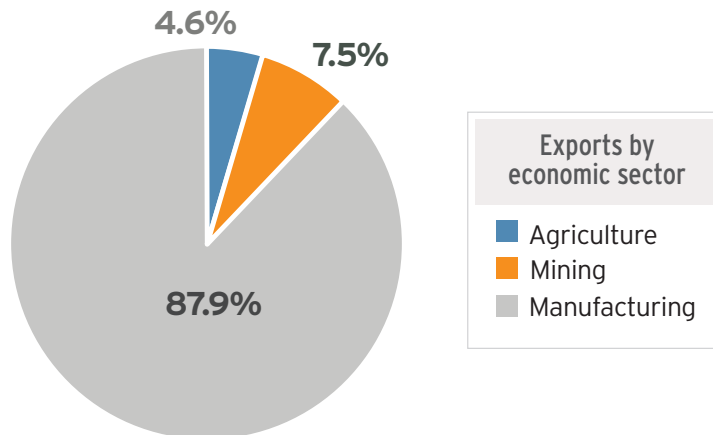
million dollars in investment projects so
far from the state administration.

Source: Subsecretaría de Promoción y Proyectos Estratégicos, SEC



Customs offices have
the capacity to process

1,250 operations of
foreign trade per
day.



Source: National Accounts, Economic Information Bank, INEGI 2021.

Best Place *Best* Time to invest

The economic base of
Coahuila
is an intense manufacturing.

**FIRST
PLACE**

in exports of
transportation equipment.





**SECOND
PLACE**

in overall exports.



Employment and education

COAHUILA

EMPLOYMENT AND EDUCATION



30 YEARS
without strikes

Source: COPARMEX



23,948

university graduates
per school cycle

Source: National Association of Universities and Higher Education Institutions 2021



111


universities and technical
schools

Source: National Association of Universities and Higher Education Institutions 2021

Best Place *Best* Time to invest

COAHUILA

UNMATCHED WORKFORCE



47%

Economically active
population

1,488,638

- Average age in the state is **29 years.**

Best Place *Best* Time to invest

COAHUILA

EMPLOYMENT AND EDUCATION



TOTAL : 23,380



TOTAL : 23,948



TOTAL : 24,380

Source: National Association of Universities and Higher Education Institutions

Best Place *Best* Time to invest



Main Economic Activities

COAHUILA

MAIN ECONOMIC ACTIVITIES



49.7 %

BUSINESS AND SERVICES



18.4 %

**MANUFACTURING OF
MACHINERY AND EQUIPMENT**



12.6 %

MANUFACTURING



8.6 %

METALWORKING



4.5 %

FOOD INDUSTRY



2.7 %

AGRICULTURE



1.9 %
MINING



1.6 %
ENERGY

Source: Secretariat of the State of Coahuila.

Best Place *Best* Time to invest

COAHUILA

SUCCESS STORIES IN THE STATE



DAIMLER STELLANTIS

SODECIA H HSUN MAGNA X YURA SANHUA Kimberly-Clark

LALA Wabtec Yanfeng LINAMAR STABILUS GIS

YAZAKI mabe UNISON HENNIGES IKANO EASYWAY

PALLISER ISRI CATERPILLAR Trinity Industries, Inc. CooperStandard

TURCK MAHLE CONE Whirlpool PARKWAY TITANX

HIGUCHI LAZBOY NORDYNE ALFAGOMMA Platinum

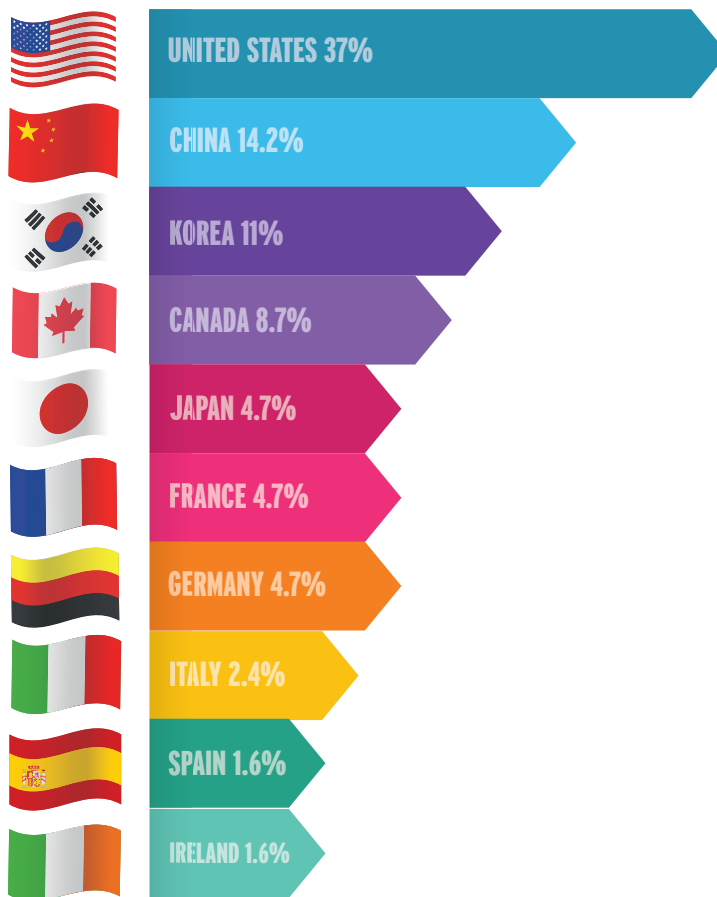
KONE Stoneridge Milwaukee AEES EMERSON VITEQ ALCOA

AHMSA TOYOTA BOSHOKU GD COPPER TUPY JOHN DEERE Constellation Brands GIMSA ZF SACHS

BMTS TECHNOLOGY MARELLI FREIGHTCAR AMERICA SAMSUNG PEÑOLES UFI FILTERS MICARE HYOSUNG

Best Place *Best* Time to invest

COAHUILA



We also count with investments with origin from Portugal, Sweden, Brazil, Denmark, England, Poland, Singapore, Turkey.

Source: source of investments, SEC

Best Place *Best* Time to invest

COAHUILA

Coahuila looks towards the future and has a high interest in **HiTech projects**, offering incentive packages on the following:

STATE

- Payroll Tax
- Public Registry
- Recruitment
- Land

MUNICIPAL

- Property Tax
- Property Purchase Tax
- Land Use Permit
- Operating Permit
- Construction permit

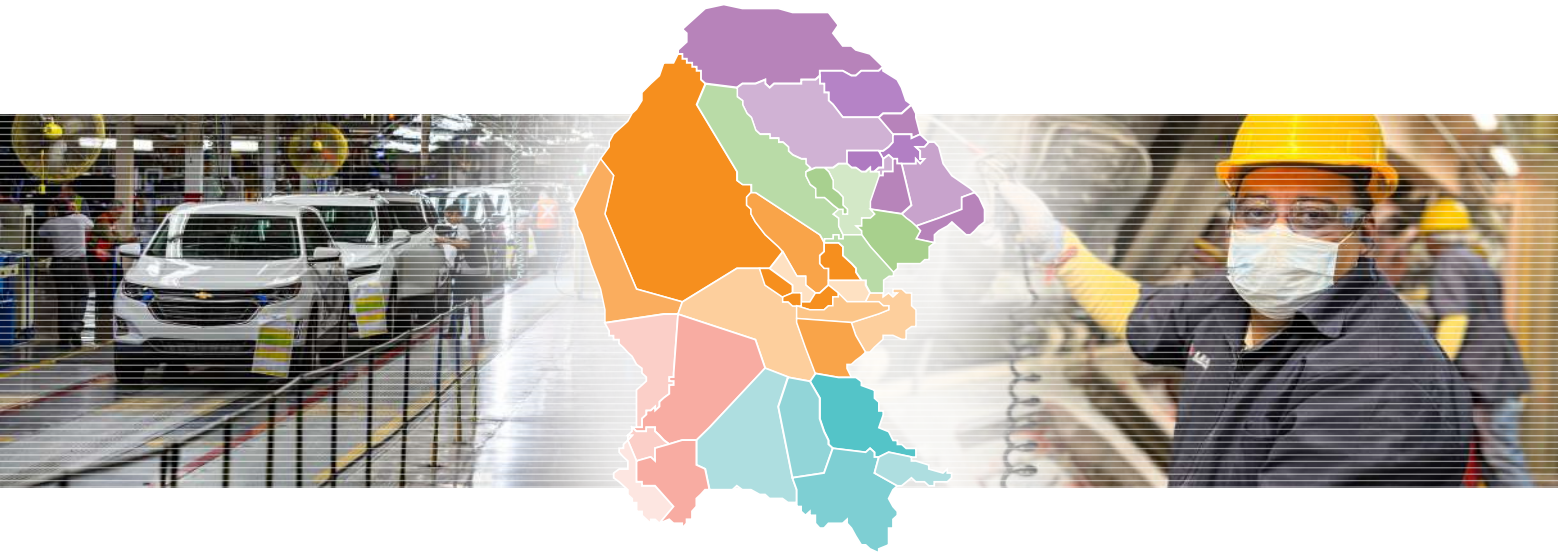
- Ecology permit
- Civil Safety permit
- Study of drainage feasibility
- Study of energy feasibility
- Support for recruitment



Best Place Best
Time to invest



Invest
Coahuila



Our main objective is to establish a close relationship with your company to make your objectives a reality.

promocion@coahuila.gob.mx

<https://investcoahuila.com/>

